Sanderson Weatherall

Certified B Corporation

WEST END OFFICES

SUBMARKET RESEARCH

Q2 2026

CONTENTS

West End Market	4-5	
Mayfair	6-7	
St James's	8-9	
Marylebone	10 -11	
Fitzrovia	12 -13	
Soho	14 -15	
Covent Garden	16 -17	

Team News

Growth for Sanderson Weatherall West End

Sanderson Weatherall is pleased to announce the appointment of Lois Ellington, who joins the London West End team in office agency. Lois will play a key role in helping clients navigate the market and secure the ideal office spaces for their business needs.

A graduate of Oxford Brookes University, Lois joins us with a solid academic background paired with practical commercial experience. Having refined her skills in commercial leasing at Knight Frank and property valuation at CBRE, Lois brings a comprehensive understanding of transaction management, market analysis, and asset metrics.

In her new role, Lois will focus on delivering tailored solutions by aligning client briefs with prime opportunities, conducting property viewings, and developing strong relationships across our expanding network of landlords and business associates.

Lois was drawn to Sanderson Weatherall by the national reach, regional expertise, and the commitment to a people-first culture.

Lois commented “As someone who is enthusiastic about pursuing a career in real estate and becoming a chartered surveyor, I think Sanderson Weatherall provides the perfect setting for me to develop my skills from experienced professionals and significantly impact clients and the community at large.”

Ross Blanchflower; London West End office Partner commented “The London West End team continues to succeed over a year on from the initial acquisition of BDG Sparkes Porter in May 2025. Lois joins Kerry Sanders, who started at the firm as a graduate surveyor earlier this year. We now have a total of eight office agents at Sanderson Weatherall West End.”

West End Take Up & Demand

WEST END

Office Market Q2 2026

Take up in the core West End markets remained at trend levels in the first six months of 2026, with total activity of 1.36 m sq ft across 241 transactions. Lettings have been heavily focused on two sub markets, Fitzrovia, which accounted for 39% (525,900 sq ft) of market turnover, and Soho, which accounted for 24% (320,300 sq ft) of H1 activity.

The largest deal in Q2 was Microsoft's leasing of Hines UK's recently refurbished 96,575 sq ft Film House on Wardour Street. Other major lettings were also agreed at 1 Rathbone Square, with United talent Agency taking 68,025 sq ft and conference and entertainment group Convene leasing 53,850 sq ft. The majority of Meta's former headquarters office has now been let or is under offer.

Supply in the core West End market has remained relatively stable over the first six months of 2026 and stands at 3.19m sq ft, with Grade A space 55% of the total figure. There is a shortage of larger buildings across most West End sub markets, with the major focus being in Covent Garden, where The Acre provides 125,855 sq ft and Space House offers 115,360 sq ft. Outside of these two buildings the only other Grade A space offering headquarter sized accommodation is in Soho, where 28-40 Argyll Street offers 94,210 sq ft of newly refurbished space. Marylebone has seen the major tightening in supply in the recent past, with the availability rate falling from 6.0% at the start of last year to 3.6% at the end of Q2 2026. The availability rate across the core West End markets moved back to 5.7%, below the long run trend level of 6.0%

Demand across the core West End markets eased back to 5.10m sq ft in Q2 2026 following the strong period of activity in the first six months of the year. Larger requirements (>20,000 sq ft) remain the major impetus behind the demand figure, accounting for 43% of the total, whilst 10,001-20,000 sq ft requirements account for a further 20% of demand. The major increase in requirements has been in the Creative and Tech sector (DAMIT), where demand has more than doubled to 1.72m sq ft in Q2. The Creative sector is now the single most significant source of demand in the West End, accounting for 34% of all requirements.

Prime rents have largely remained stable at their new rental peak levels in Q2, with the only increase being registered in Fitzrovia, where rents have moved up to £120 per sq ft. Prime values have now increased by 11.3% on average across the core West End markets, with the strongest growth being seen in Soho (13.6%) and Marylebone (13.0%). Rents on Grade B and Grade C space have seen more modest growth with values up by 6.9% and 7.2% respectively.

Take up
(000's sq ft)

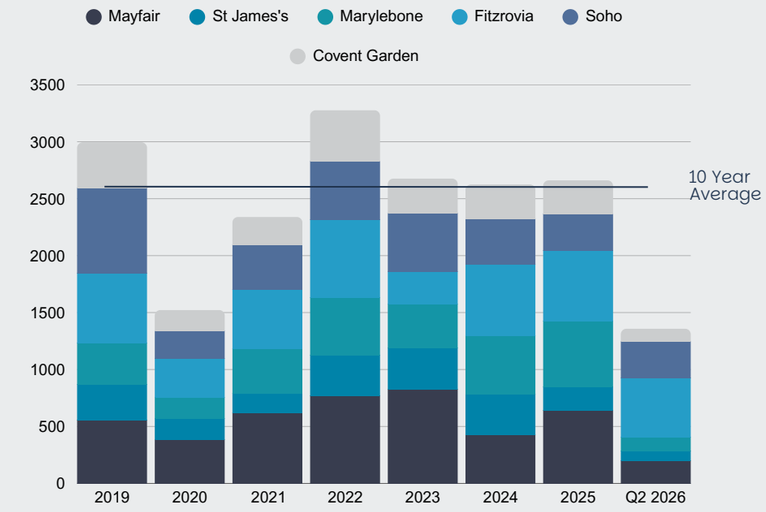

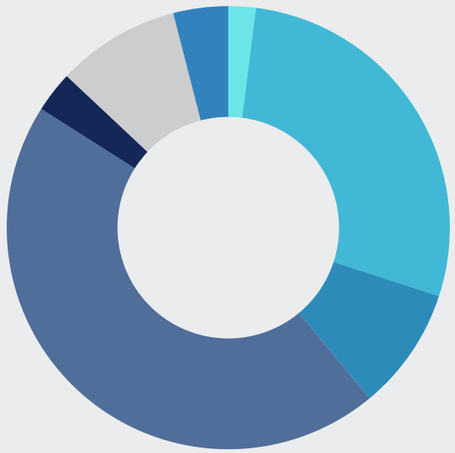

Take up by occupier type
Q1/Q2 2026

DAMIT	45%
Financial Services	28%
Bus & Prof Services	9%
Real Estate	9%
Retailers	4%
Other	3%
Man/Eng & Mining	2%

Q2 2026 Demand

5.10m sq ft

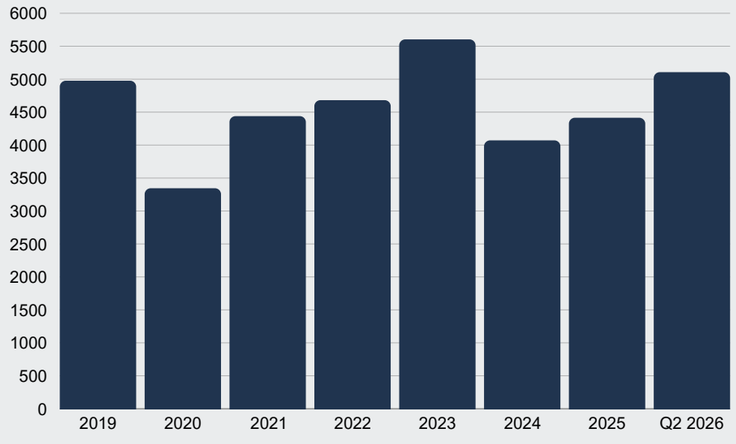

West End Supply

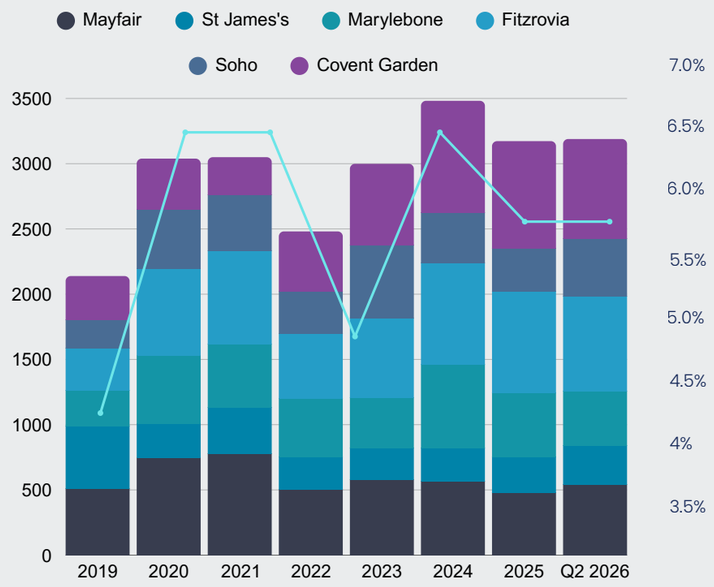

Availbility
(000's sq ft)

Availability Rate (RHS)

West End Rental Values

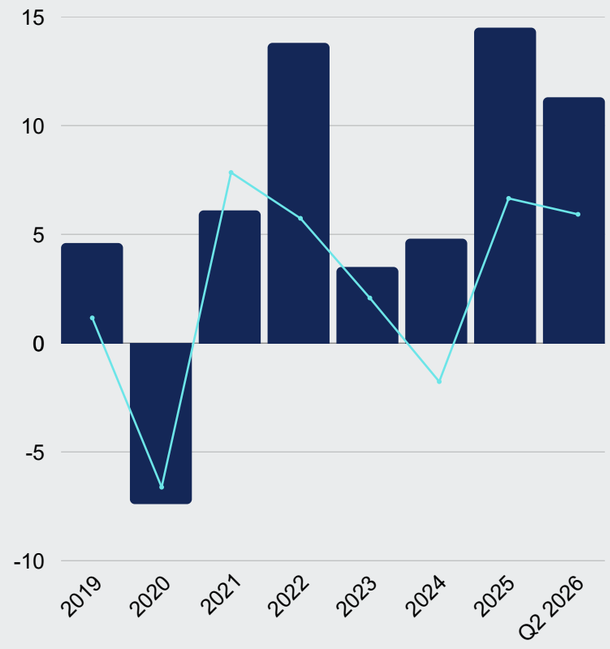

Prime and Secondary Rental Growth

PRIME

Grade B

Availability by floor area
Q2 2026

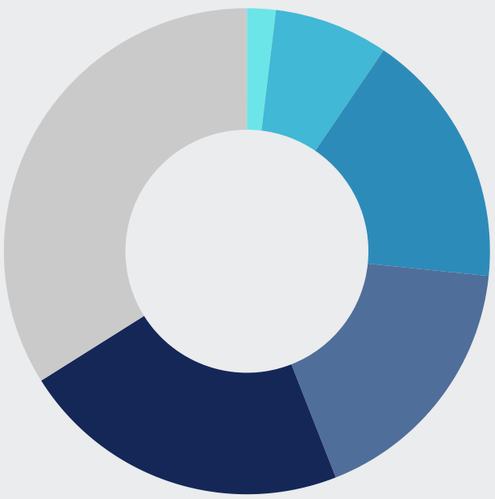

<1,000 sq ft	2%
1,001 - 2,500 sq ft	8%
2,501 - 5,000 sq ft	17%
5,001 - 10,000 sq ft	17%
10,001 - 20,000 sq ft	22%
> 20,000 sq ft	34%

Total
3.19m sq ft

Prime Rental Values

MAYFAIR	ST JAMES'S	MARYLEBONE
Q2 2026 £190.00	Q2 2026 £175.00	Q2 2026 £130.00
Q1 2026 £190.00	Q1 2026 £175.00	Q1 2026 £130.00
Change 0.0%	Change 0.0%	Change 0.0%

FITZROVIA	SOHO	COVENT GARDEN
Q2 2026 £120.00	Q2 2026 £125.00	Q2 2026 £100.00
Q1 2026 £115.00	Q1 2026 £125.00	Q1 2026 £100.00
Change 4.3% ↗	Change 0.0%	Change 0.0%

MAYFAIR

Office Market Q2 2026

The Mayfair market remained below trend levels in Q2 2026, with activity of just over 100,000 sq ft. This brings take up in the first six months of 2026 to 197,670 sq ft across 43 transactions, with a continued focus on Grade A space, which accounted for 83% of H1 leasing activity.

The largest deal in the year to date was the 40,000 sq ft pre let to European credit finance group Arini Capital, which will expand into 25 St George Street when the refurbishment completes in mid 2027. The other major letting in the year to date was to European alternative credit management group Sona Asset Management in Q1, which took 31,325 sq ft at Aviva's new scheme Pegasus Mayfair at 37 Sackville Street. The financial services sector is still the dominant occupier group in Mayfair, accounting for 84% of lettings in the first six months of the year.

The slow leasing market saw supply edge up by 13% (64,350 sq ft) to 543,700 sq ft, with 65% of availability focused in Grade A space. The largest Grade A space continues to be the 54,480 sq ft at 7 Old Park Lane, with the building currently being offered for sale, whilst there is 24,280 sq ft at Montague House on Hill Street, although this space is currently under offer. The other major Grade A space on the market is the 21,000 sq ft at Lumley & Duke on Lumley Street. Despite the uptick in supply, the availability rate remains below the long run average for Mayfair at 4.0%.

Prime rents remained stable at £190 per sq ft in Q2 following some impressive growth in the previous nine months. Rents on Grade A space in Mayfair have now risen by 11.8% over the past 12 months, one of the strongest growth rates across the core West End markets. Rents on Grade B and C stock have also increased rising to £100 per sq ft and £77.50 per sq ft respectively. Over the past five years, prime rents in Mayfair have risen by 81% or 12.6% per annum.

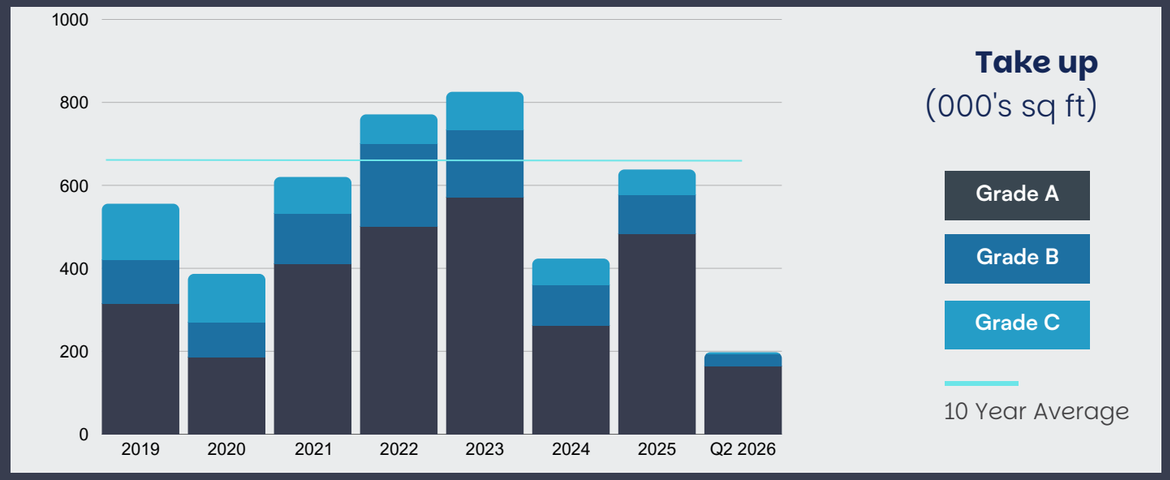

Take up by occupier type
Q1/Q2 2026

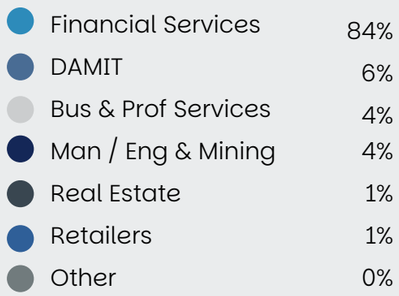

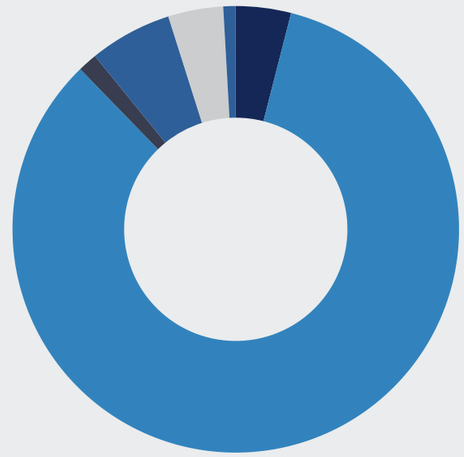

Take up by size
(Q1/Q2 2026)

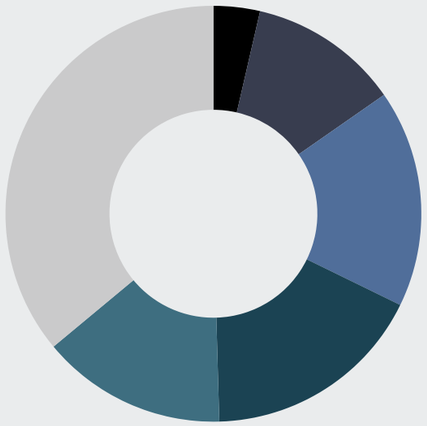

<1,000 sq ft	4%
1,001 - 2,500 sq ft	12%
2,501 - 5,000 sq ft	17%
5,001 - 10,000 sq ft	17%
10,001 - 20,000 sq ft	14%
> 20,000 sq ft	36%

Total
197,700 sq ft

MAYFAIR SUPPLY

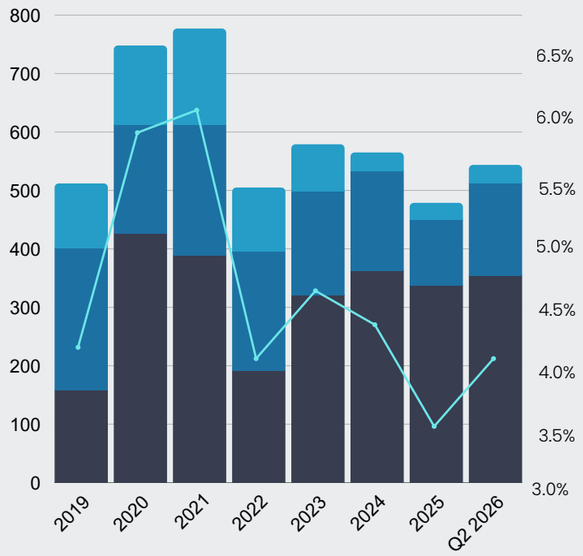

Availability
(000's sq ft)

Grade A

Grade B

Grade C

Availability Rate (RHS)

Availability by floor area Q2 2026

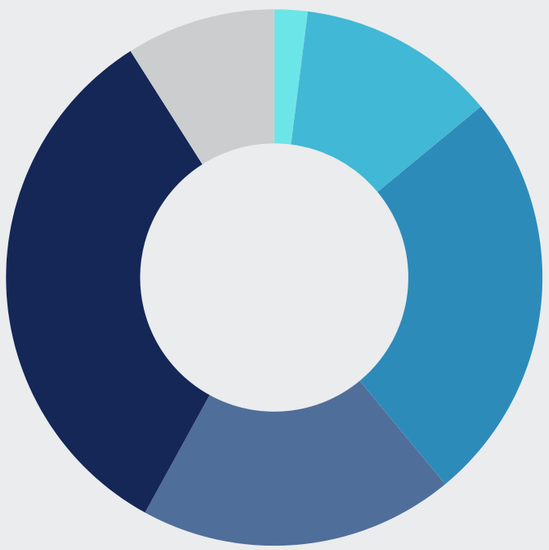

<1,000 sq ft	2%
1,001 - 2,500 sq ft	12%
2,501 - 5,000 sq ft	25%
5,001 - 10,000 sq ft	19%
10,001 - 20,000 sq ft	33%
> 20,000 sq ft	9%

Total
543,700 sq ft

MAYFAIR RENTAL VALUES

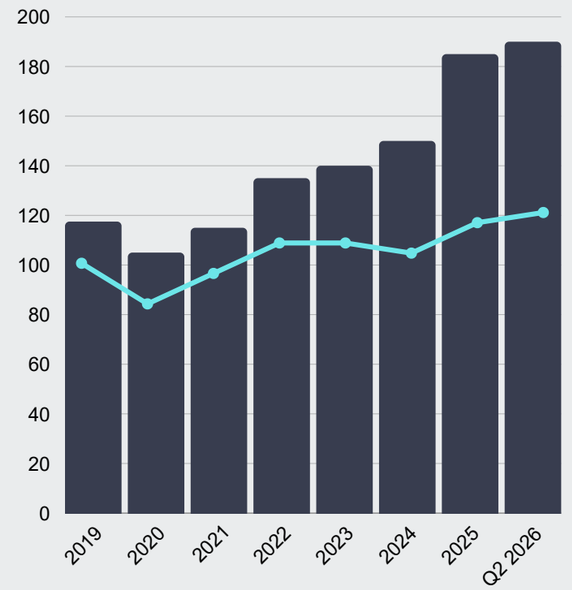

Prime and secondary rents

Prime

Grade B

Serviced office desk rates

	Lowest	Highest
Q2 2026	£326	£1,583
Q1 2026	£280	£1,833
Q4 2025	£249	£1,300
Q3 2025	£199	£1,900
Q2 2025	£220	£1,300

Mayfair Rental values

PRIME	Grade B	Grade C
Q2 2026 £190.00	Q2 2026 £100.00	Q2 2026 £77.50
Q1 2026 £190.00	Q1 2026 £100.00	Q1 2026 £77.50
Change 0.0%	Change 0.0%	Change 0.0%

ST JAMES'S

Office Market Q2 2026

As with the Mayfair market, leasing activity in St James's has remained subdued in H1 2026, with total take up of 85,300 sq ft in 17 transactions. The majority of lettings (13 deals) have focused on the sub 5,000 sq ft market and account for 40% of the overall space let.

The largest deal in the year to date has been the 29,800 sq ft letting of the top four floors of the recently refurbished 33 Jermyn Street to specialist healthcare finance group GHO Capital. The other major deal in Q2 was the 10,860 sq ft letting to energy group Neo Next at 20 Carlton House Terrace. The financial services sector continues to dominate in the St James's market, accounting for 72% of the year to date activity, although this is slightly down on the previous 12 months, when the sector accounted for 80% of the year's activity.

Supply in St James's continues to be a major limitation to activity, with overall stock on the market remaining stable at 296,400 sq ft. Grade A supply accounts for 85% (251,225 sq ft) of overall stock on the market. The largest building on the market is the newly refurbished New Zealand House at 80 Haymarket, which provides 48,665 sq ft of office space, whilst there is 29,700 sq ft across several floors at The Metcalf at 83 Pall Mall. Grade B and Grade C stock remains severely restricted, with just over 45,000 sq ft across 13 buildings and only one space above 10,000 sq ft. The availability rate remains significantly below the long run average for the St James's market, standing at 4.9% compared to the long run level of 7.5%.

Prime rents in St James's remained at the new peak of £175 per sq ft, having moved up by 9.4% over the past 12 months. Prime values have increased by 70.7% (11.3% per annum) over the past five years. Rents on Grade B and Grade C space also stabilised having moved to £95.00 per sq ft and £77.50 per sq ft respectively in the previous quarter.

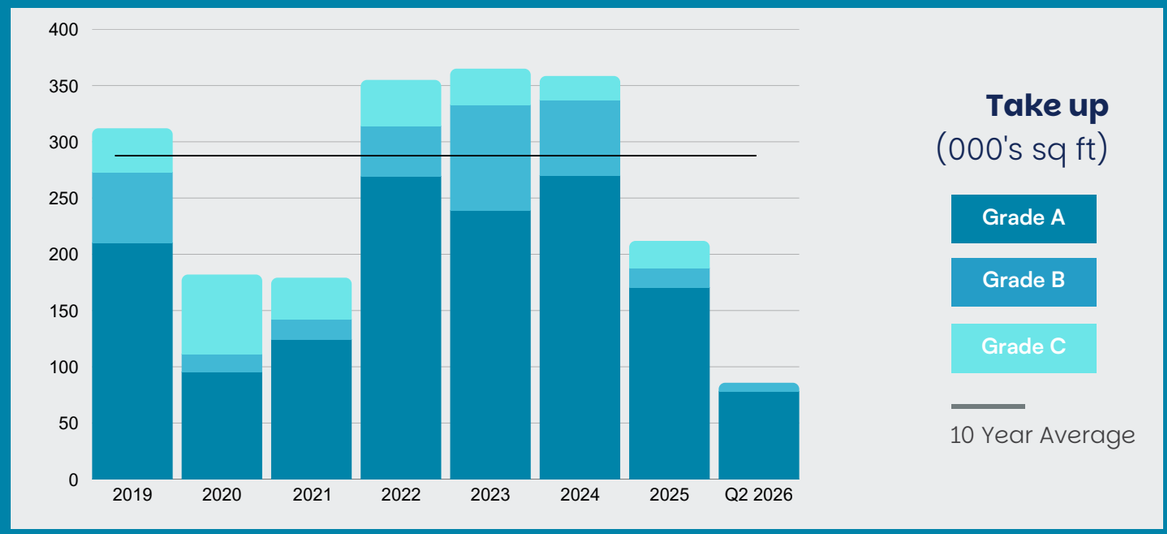

Take up by occupier type
Q1/Q2 2026

Financial Services	54%
Man / Eng & Mining	27%
Bus & Prof Services	13%
DAMIT	4%
Retailers	2%
Real Estate	0%
Other	0%

Take up by size
(Q1/Q2 2026)

<1,000 sq ft	2%
1,001 - 2,500 sq ft	11%
2,501 - 5,000 sq ft	27%
5,001 - 10,000 sq ft	0%
10,001 - 20,000 sq ft	25%
> 20,000 sq ft	35%

Total
85,300 sq ft

ST JAMES'S SUPPLY

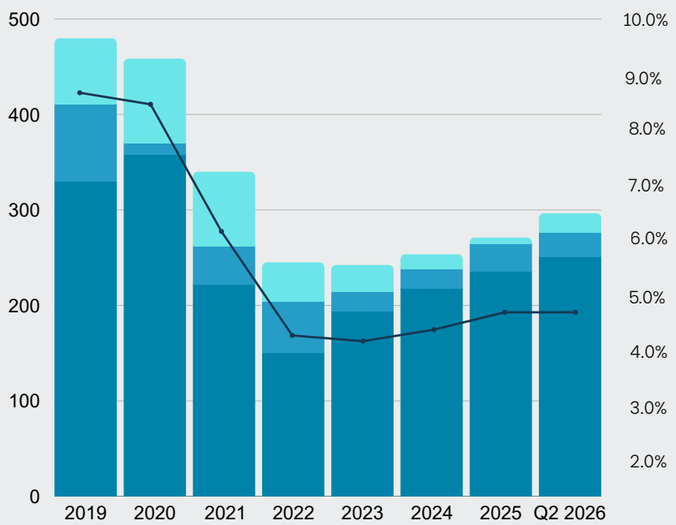

Availability
(000's sq ft)

- Grade A
- Grade B
- Grade C

Availability Rate (RHS)

ST JAMES'S RENTAL VALUES

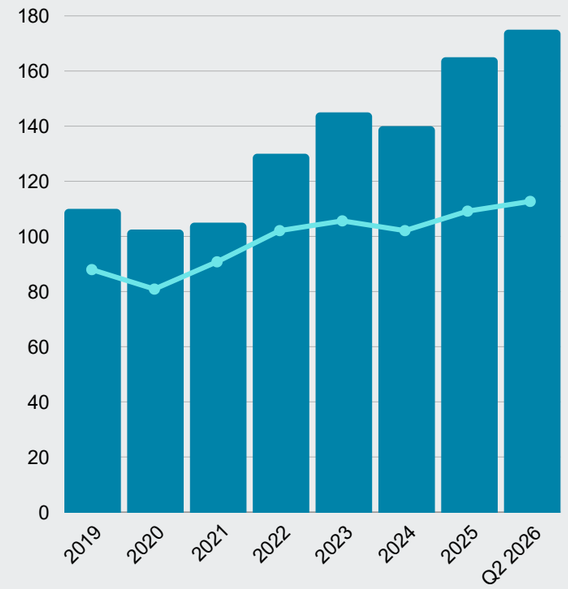

Prime and secondary rents

- Prime
- Grade B

Availability by floor area
Q2 2026

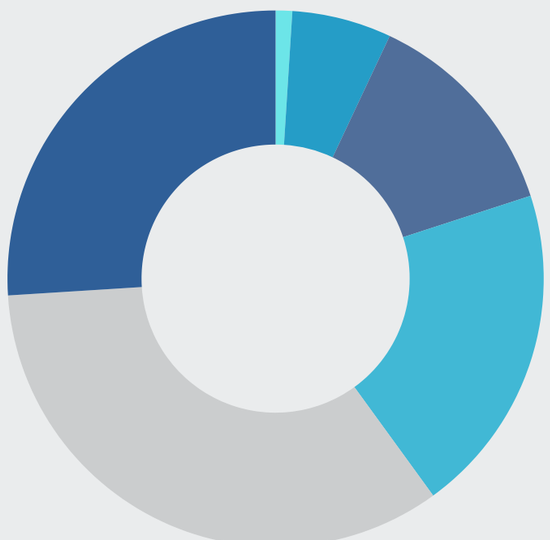

<1,000 sq ft	1%
1,001 - 2,500 sq ft	6%
2,501 - 5,000 sq ft	13%
5,001 - 10,000 sq ft	20%
10,001 - 20,000 sq ft	34%
> 20,000 sq ft	26%

Total
296,400 sq ft

Serviced office desk rates

	Lowest	Highest
Q2 2026	£225	£2,041
Q1 2026	£341	£2,041
Q4 2025	£340	£2,041
Q3 2025	£340	£2,041
Q2 2025	£540	£2,200

St James's Rental values

PRIME	Grade B	Grade C
Q2 2026 £175.00	Q2 2026 £95.00	Q2 2026 £77.50
Q1 2026 £175.00	Q1 2026 £95.00	Q1 202 £77.50
Change 0.0%	Change 0.0%	Change 0.0%

MARYLEBONE

Office Market Q2 2026

Take up continued to ease in the Marylebone market in the first two quarters of 2026, following above trend activity in the previous five years. The first six months of 2026 has seen take up of 120,340 sq ft in 43 transactions, with only three deal completing above 10,000 sq ft.

The largest deal in the year to date remains the 26,000 sq ft letting to 10M Healthcare at The Howard de Walden Estate's 1 Harley Street, which completed in Q1.The largest deal to complete in Q2 was the 15,860 sq ft assignment of the former Union Bancaire Privee headquarters building at Seymour Mews House. Union Bancaire Privee agreed to lease the 77,200 sq ft Marylebone Place in Q2 2025 following the acquisition of SG Kleinwort Hambros. The other major transaction in H1 was the letting to credit rating agency Kroll Bond Rating Agency, which took 11,425 sq ft at Marble Arch House, 66 Seymour Street.

Supply has continued to tighten in H1 2026 and now stands at 414,720 sq ft, having fallen by 152,000 sq ft over the past 12 months. Grade A supply remains restricted and represents only 46% of overall availability (191,720 sq ft). Three larger buildings account for 55% of Grade A supply, Princeton Investments 49, Nottingham Place, which provides 39,200 sq ft of space, with a further 35,800 sq ft at Redevco's recently completed 1 James Street. The final larger building provides just under 30,000 sq ft of fitted space at 40 Portman Square. The availability rate in Marylebone has continued to fall and is now the lowest amongst the West End sub markets, standing at 3.6%, below the long run average for the area of 4.2%.

Prime rents stabilised at the new peak level of £130.00 per sq ft in Q2 2026, with rents having risen by 13.0% over the past 12 months and by 57.6% over the past five years (equivalent to 9.5% per annum). Whilst the main focus of activity has been on pre lets and new Grade A space, rents on Grade B and C space have also been driven up, rising to £92.50 per sq ft and £75.00 per sq ft respectively.

MARYLEBONE TAKE UP & DEMAND

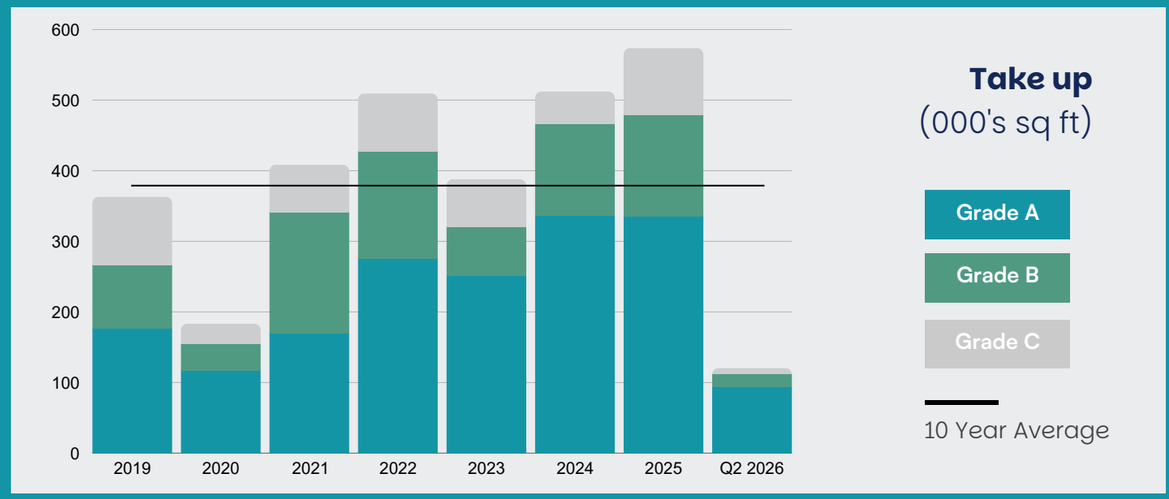

Take up by occupier type
Q1/Q2 2026

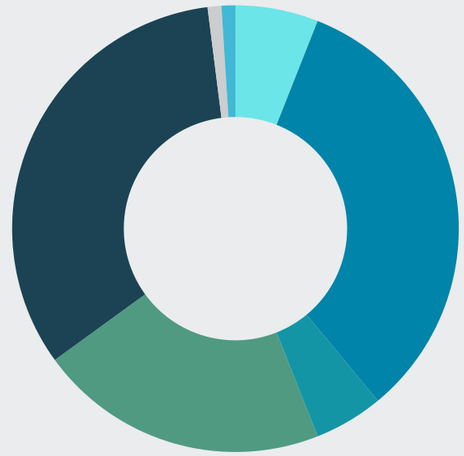

Financial Services	33%
Other	33%
DAMIT	21%
Man/Eng & Mining	6%
Real Estate	5%
Bus & Prof Services	1%
Retailers	1%

Take up by size
(Q1/Q2 2026)

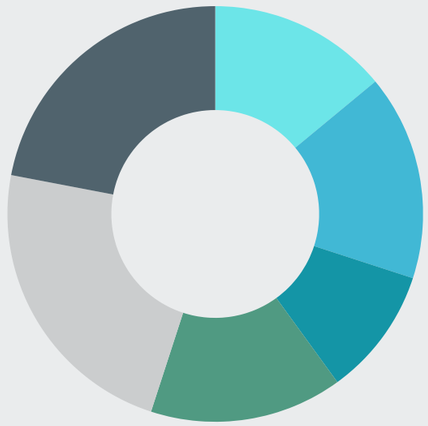

<1,000 sq ft	14%
1,001 - 2,500 sq ft	16%
2,501 - 5,000 sq ft	10%
5,001 - 10,000 sq ft	15%
10,001 - 20,000 sq ft	23%
> 20,000 sq ft	22%

Total
120,340 sq ft

MARYLEBONE SUPPLY

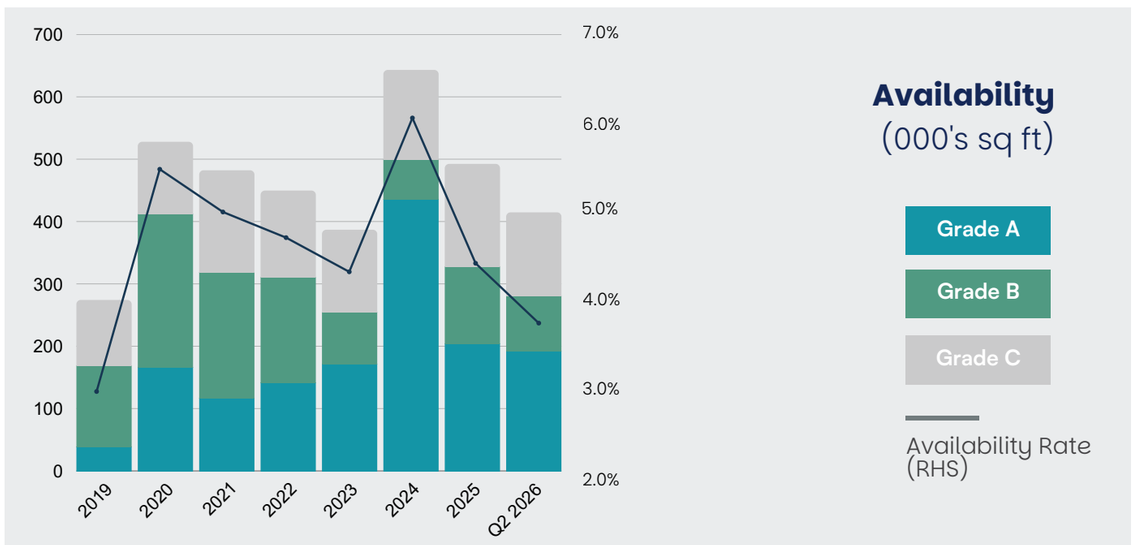

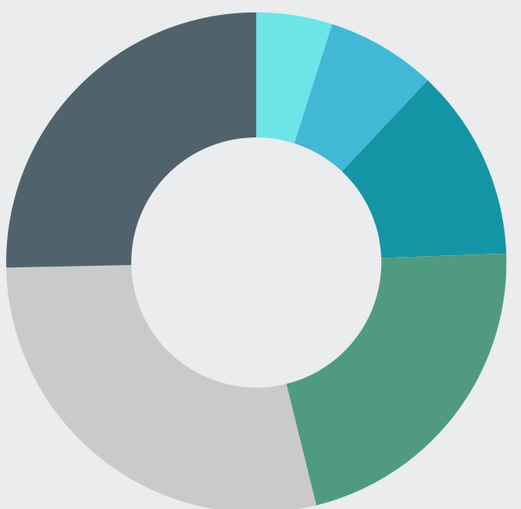

MARYLEBONE RENTAL VALUES

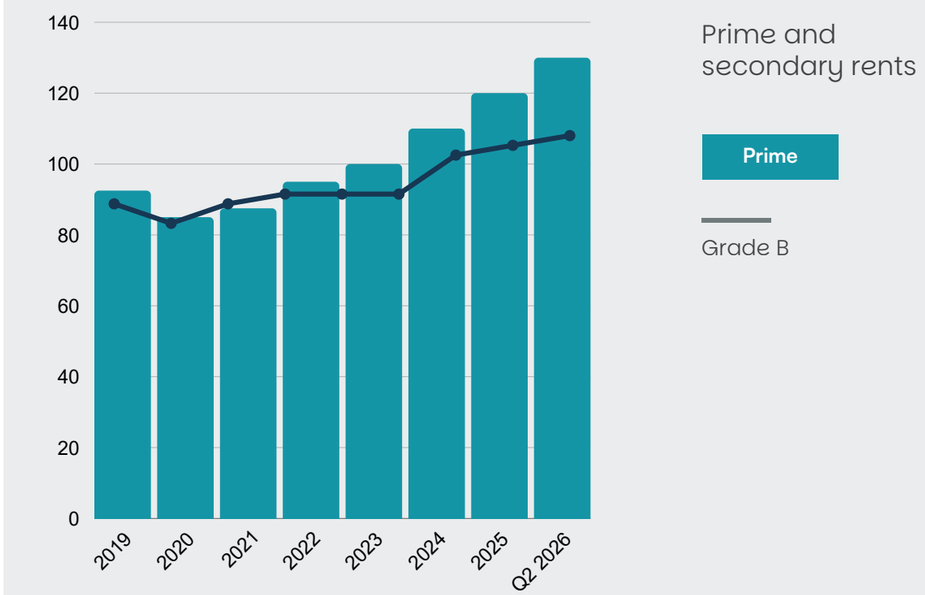

Serviced office desk rates

	Lowest	Highest
Q2 2026	£399	£1,100
Q1 2026	£389	£1,100
Q4 2025	£389	£1,100
Q3 2025	£350	£1,100
Q2 2025	£220	£1,100

Marylebone Rental values

PRIME	Grade B	Grade C
Q2 2026 £130.00	Q2 2026 £92.50	Q2 2026 £75.00
Q1 2026 £130.00	Q1 2026 £90.00	Q1 2026 £75.00
Change 0.0%	Change 2.8% ↗	Change 0.0%

FITZROVIA

Office Market Q2 2026

Fitzrovia remains the strongest market in the Core West End in H1 2026, with take up of 525,900 sq ft in 63 deals. Activity in Fitzrovia accounts for 39% of all leasing activity in the Core West End markets in the first six months of this year.

Take up in H1 2026 has been dominated by the Q1 pre let of Derwent London's Network building at 10 Howland Street to US AI group Databricks taking the entire property (137,300 sq ft). Several larger deals also concluded in Q2 2026, with United Talent Agency taking 68,025 sq ft across two floors at 1 Rathbone Square and events group Convene taking a further 53,850 sq ft also at the building. The whole of 1 Rathbone Square is now either let or under offer in what is a significant shift in the Fitzrovia market.

The removal of 1 Rathbone Square from Fitzrovia supply has had a significant impact on the overall level of availability, which has now fallen to 729,200 sq ft, the lowest level in almost two years. Grade A supply now accounts for only 34% of overall supply, with two large buildings dominating the supply picture, accounting for 34% (87,700 sq ft) of Grade A space. The largest space on the market is 15 Fitzroy Street, which provides 58,900 sq ft of refurbished space, with the other major new build scheme being M&G's The Ribbon on Wells Street, which provides 69,800 sq ft of space but only 28,770 sq ft remains available. The availability rate remains one of the highest amongst the West End sub markets at 7.5% and is above the long run average, which stands at 6.3%.

Prime rents in Fitzrovia continued to move up, recording a new rental high of £120 per sq ft on the back of very strong levels of activity in H1 2026. Despite good levels of stock in Grade B and Grade C space rents in both sectors continued to improve, rising to £87.50 per sq ft and £72.50 per sq ft respectively.

FITZROVIA TAKE UP & DEMAND

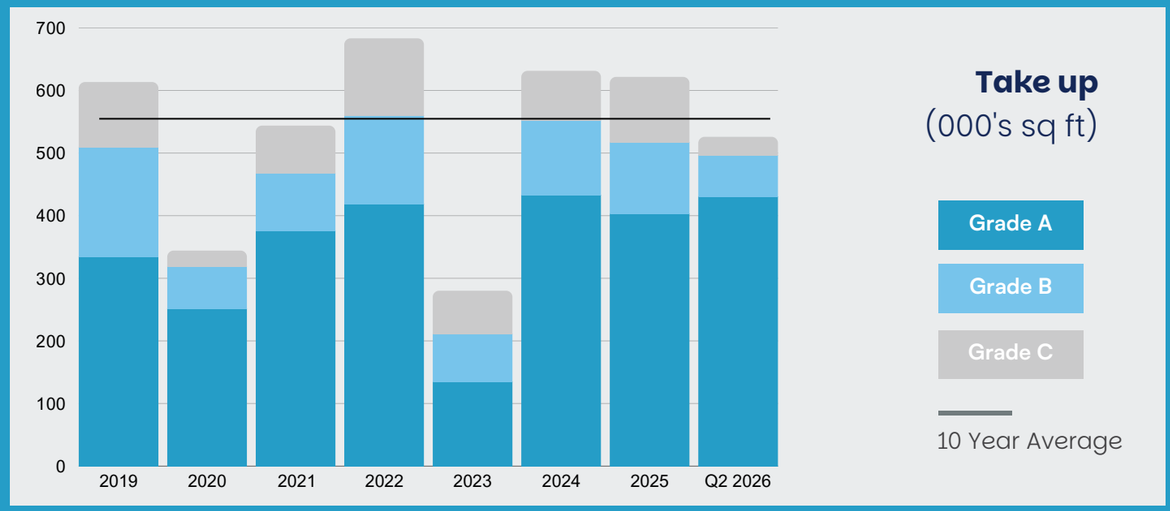

Take up by occupier type
Q1/Q2 2026

DAMIT	68%
Bus & Prof Services	13%
Real Estate	11%
Retail	5%
Financial Services	2%
Other	1%
Man/Eng & Mining	0%

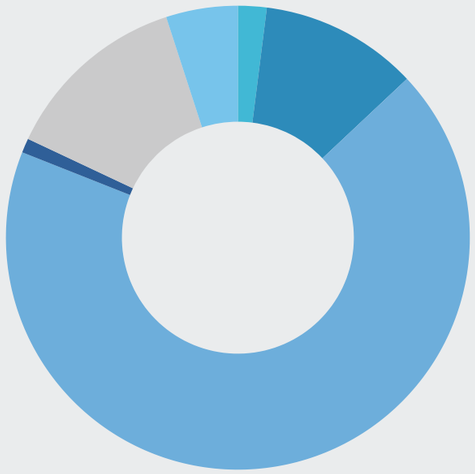

Take up by size
(Q1/Q2 2026)

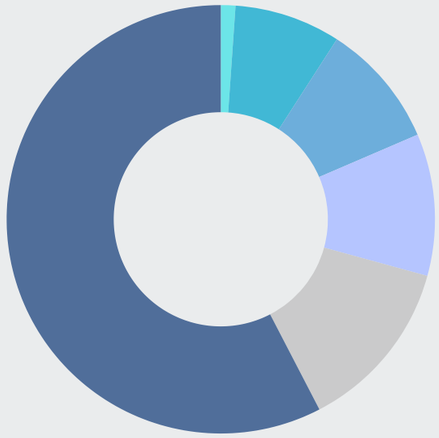

<1,000 sq ft	1%
1,001 - 2,500 sq ft	8%
2,501 - 5,000 sq ft	9%
5,001 - 10,000 sq ft	11%
10,001 - 20,000 sq ft	13%
> 20,000 sq ft	58%

Total
525,900 sq ft

FITZROVIA SUPPLY

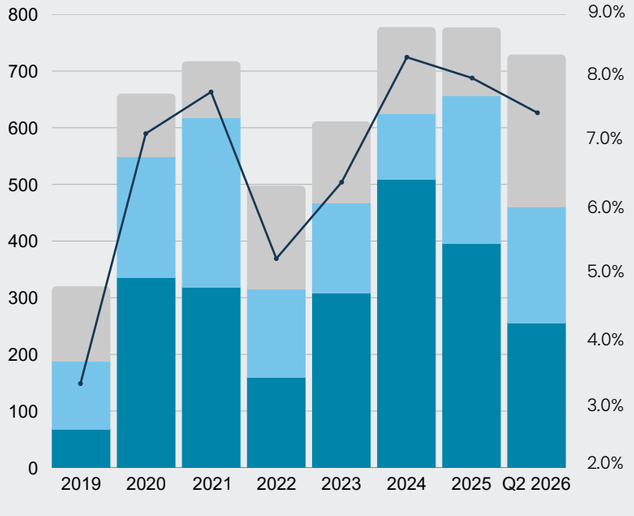

Availability
(000's sq ft)

Grade A

Grade B

Grade C

Availability Rate (RHS)

Availability by floor area
Q2 2026

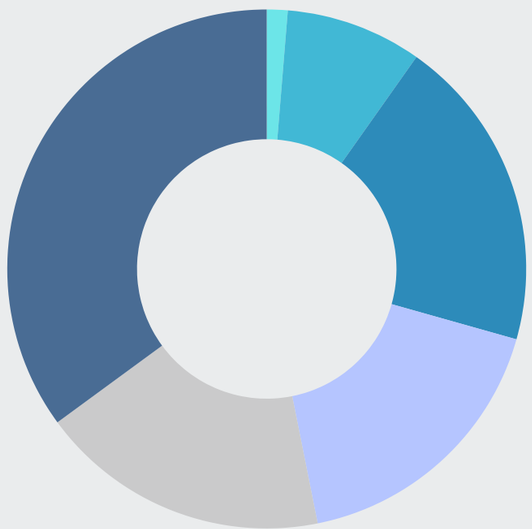

<1,000 sq ft	1%
1,001 - 2,500 sq ft	9%
2,501 - 5,000 sq ft	20%
5,001 - 10,000 sq ft	17%
10,001 - 20,000 sq ft	18%
> 20,000 sq ft	35%

Total
729,200 sq ft

FITZROVIA RENTAL VALUES

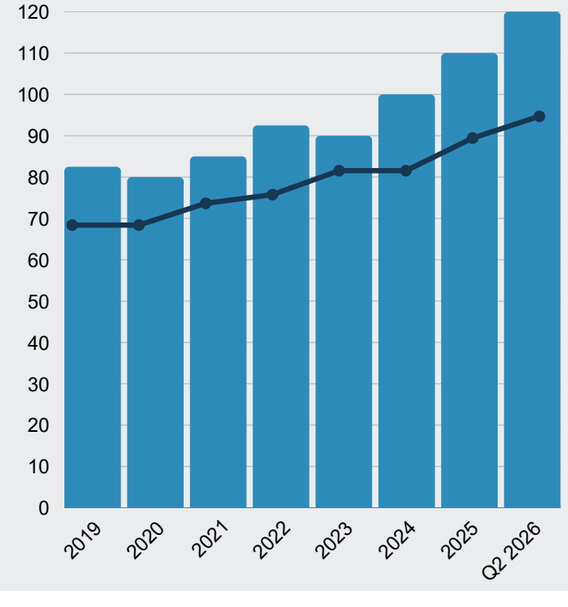

Prime and secondary rents

Prime

Grade B

Serviced office desk rates

	Lowest	Highest
Q2 2026	£200	£1,600
Q1 2026	£200	£1,600
Q4 2025	£200	£1,600
Q3 2025	£200	£1,600
Q2 2025	£200	£1,600

Fitzrovia Rental values

PRIME	Grade B	Grade C
Q2 2026 £120.00	Q2 2026 £87.50	Q2 2026 £72.50
Q1 2026 £115.00	Q1 2026 £85.00	Q1 2026 £70.00
Change 4.3% ↗	Change 2.9% ↗	Change 3.6% ↗

SOHO

Office Market Q2 2026

Take up in Soho has rebounded strongly in H1 2026, with activity in the first six months of the year amounting to 320,300 sq ft in 58 transactions. Activity in the first half year has already rivalled the full year's activity last year. Soho's traditional creative and tech sector has been the most active in acquiring space accounting for 55% of the year to date take up, although the financial services sector has also played a prominent role, accounting for 32% of take up this year.

The most significant letting in Q2 2026 was the 96,575 sq ft letting to Microsoft's expanding artificial intelligence operations at Hines newly refurbished Film House on Wardour Street.There has been a significant increase in letting activity by AI groups in Q2, with Anthropic taking 158,000 sq ft at 1 Triton Square and Open AI also acquiring just under 90,000 sq ft of space at Jahn Court in Regent Quarter. The other major Soho deal in the year to date was the 49,385 sq ft, Q1 letting to Verition Fund Management at The Lucent, 1 Sherwood Street.

Availability adjusted down to 442,840 sq ft in Q2 driven lower by the strong levels of activity in the first six months of the year. The removal of Film House from availability has resulted in Grade A supply falling back to 219,800 sq ft and now accounts for 50% of overall availability The new scheme at 28-40 Argyll Street has added 94,200 sq ft to Grade A space and is now the only building above 20,000 sq ft on the market in Soho.The next largest space on the market is the 15,560 sq ft across two floors at Medius on Sheraton Street. The availability rate has now moved back to 5.2% and is in line with the long run average for the Soho market.

Prime rents in Soho have seen the strongest growth over the past 12 months, rising by 13.6% to a new peak level of £125 per sq ft, which was first recorded in Q1 this year. Rents on Grade B and Grade C space also edged higher in the first quarter, also setting new highs at £87.50 per sq ft and £72.50 per sq ft respectively.

SOHO TAKE UP & DEMAND

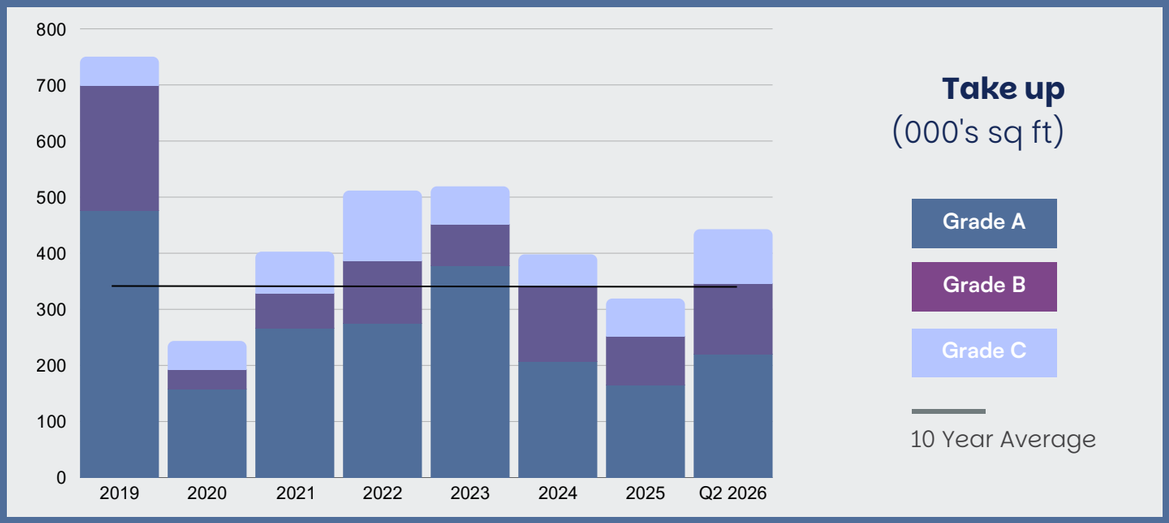

Take up by occupier type
Q1/Q2 2026

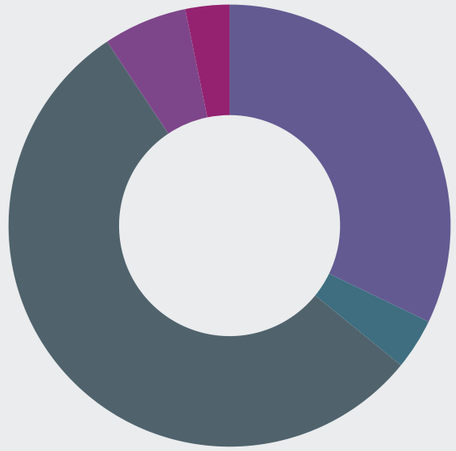

DAMIT	55%
Financial Services	32%
Bus & Prof Services	6%
Real Estate	4%
Retailers	3%
Other	0%
Man / Eng	0%

Take up by size
(Q1/Q2 2026)

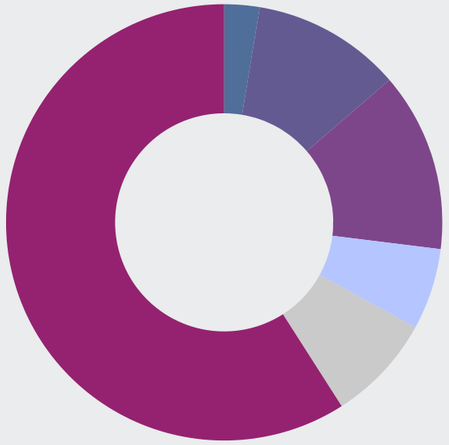

<1,000 sq ft	3%
1,001 - 2,500 sq ft	11%
2,501 - 5,000 sq ft	13%
5,001 - 10,000 sq ft	6%
10,001 - 20,000 sq ft	8%
>20,000 sq ft	59%

Total
320,300 sq ft

SOHO SUPPLY

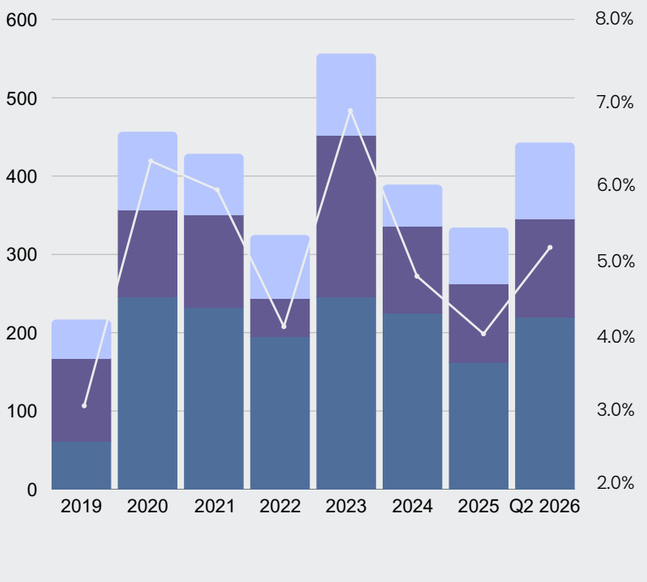

Availability
(000's sq ft)

Grade A

Grade B

Grade C

Availability Rate (RHS)

SOHO RENTAL VALUES

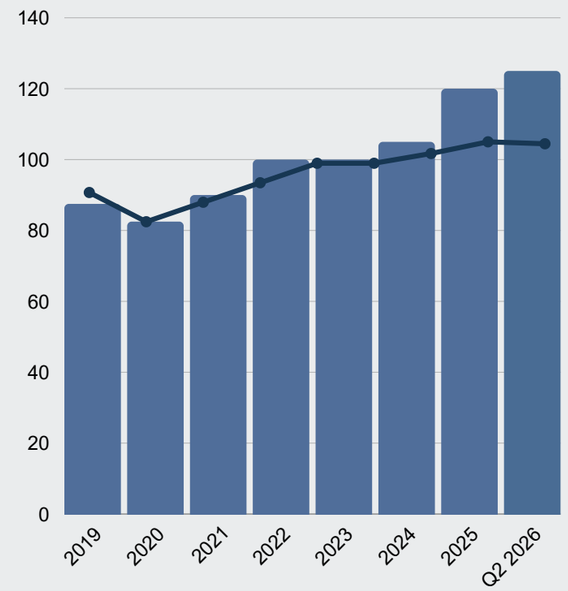

Prime and secondary rents

Prime

Grade B

Availability by floor area
Q2 2026

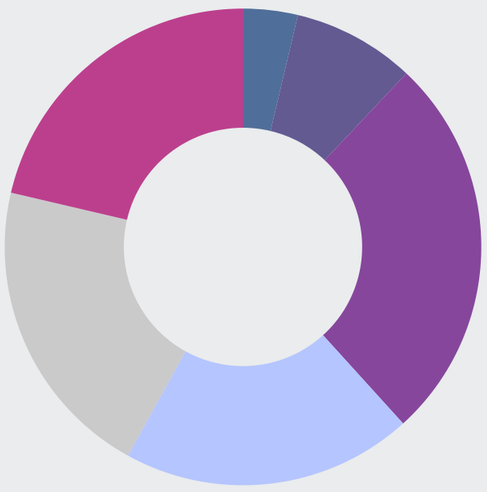

<1,000 sq ft	4%
1,001 - 2,500 sq ft	8%
2,501 - 5,000 sq ft	26%
5,001 - 10,000 sq ft	20%
10,001 - 20,000 sq ft	21%
>20,000 sq ft	21%

Total
442,840 sq ft

Serviced office desk rates

	Lowest	Highest
Q2 2026	£199	£1,800
Q1 2026	£199	£1,900
Q4 2025	£199	£1,900
Q3 2025	£199	£1,900
Q2 2025	£225	£1,900

Soho Rental values

PRIME	Grade B	Grade C
Q2 2026 £125.00	Q2 2026 £87.50	Q2 2026 £72.50
Q1 2026 £125.00	Q1 2026 £87.50	Q1 2026 £72.50
Change 0.0%	Change 0.0%	Change 0.0%

COVENT GARDEN

Office Market Q2 2026

Take up in the Covent Garden market has remained below trend levels over the past three years and H1 2026 has followed trend with total activity of 108,625 sq ft in 17 transactions. Lettings have been focused on the Real Estate and Creative (DAMIT sectors, which each account for 31% of activity over first six months of the year.

There were a number of lettings above 10,000 sq ft in Q2 2026, with three deals at Space House on Kemble Street. The largest of these was the letting to US Real Estate group QuadReal, which took 16,550 sq ft across two floors. Intellectual property group Wiggin LLP have also relocated to the building taking the 10,340 sq ft 12th floor, whilst AI software group Sapiens International Corp established its global headquarters on the 13th floor (10,333 sq ft). Two other smaller deals were also agreed at Space House taking total lettings at the building to 51,750 sq ft in Q2.

Supply in Covent Garden moved up to 762,275 sq ft driven by an increase in Grade B and Grade C stock coming to the market. Grade A supply continues to dominate the supply, accounting for 64% of overall availability and is dominated by the three large buildings; The Acre, where 125,855 sq ft remains on the market, Space House on Kemble Street, where 115,360 sq ft is available and 1 Kingsway, which offers 51,875 sq ft of space. The availability rate in Covent Garden is the highest amongst the West End sub markets, standing at 10.9%, compared to the average across the core West End markets of 5.9%.

Covent Garden prime rents remained at the new high of £100.00 per sq ft in Q2 and have grown by 11.1% over the past 12 months. Rents on Grade B space continued to edge higher over the quarter, rising to 82.50 per sq ft and taking growth over the past 12 months to 10.0%. Grade C rents moved up by 12.0% over the year to £70.00 per sq ft.

COVENT GARDEN TAKE UP & DEMAND

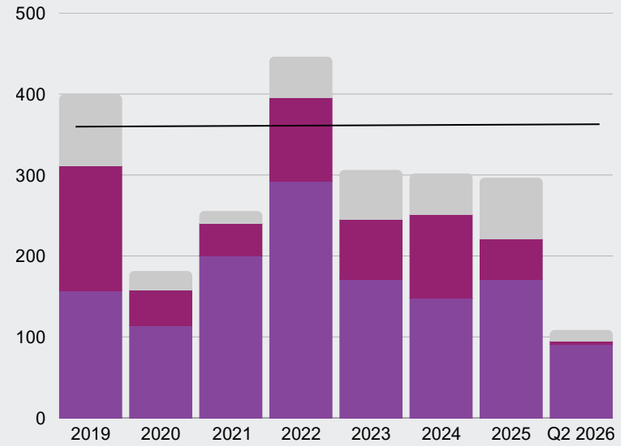

Take up
(000's sq ft)

Grade A
Grade B
Grade C

10 Year Average

Take up by occupier type
Q1/Q2 2026

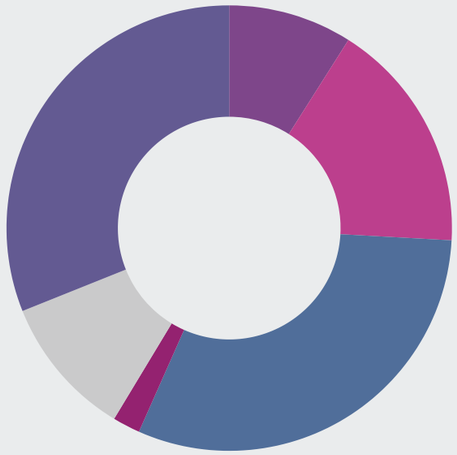

DAMIT	31%
Real Estate	31%
Retailers	17%
Bus & Prof Services	10%
Other	2%
Financial Services	9%
MAN/ Eng	0%

Take up by size
Q1/Q2 2026

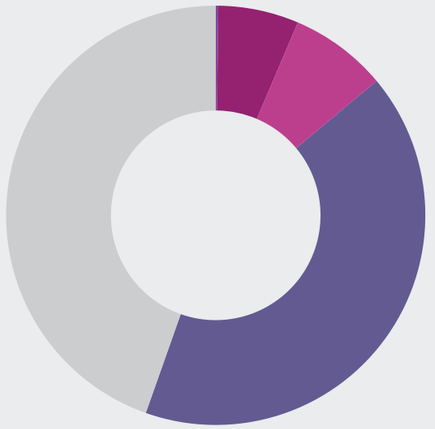

<1,000 sq ft	0%
1,001 - 2,500 sq ft	6%
2,501 - 5,000 sq ft	8%
5,001 - 10,000 sq ft	41%
10,001 - 20,000 sq ft	45%
> 20,000 sq ft	0%

Total
108,625 sq ft

COVENT GARDEN SUPPLY

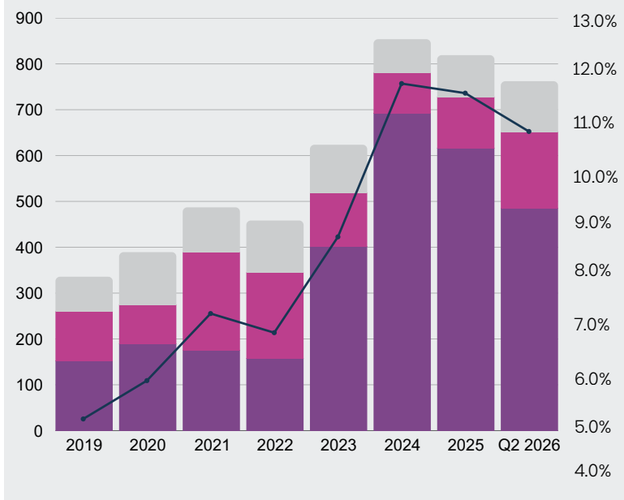

Availability
(000's sq ft)

Grade A

Grade B

Grade C

Availability Rate (RHS)

Availability by floor area
Q2 2026

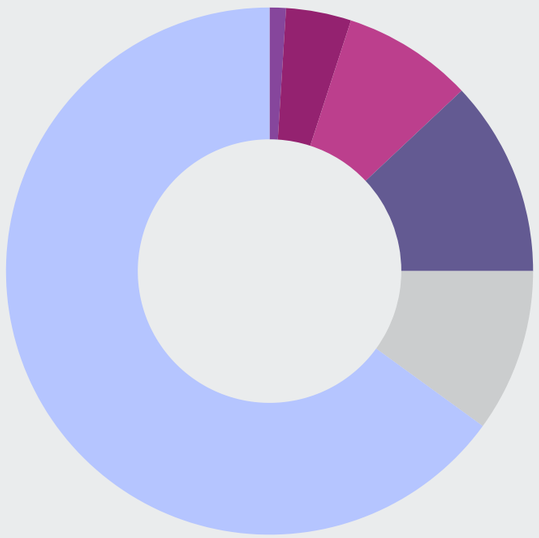

<1,000 sq ft	1%
1,001 - 2,500 sq ft	4%
2,501 - 5,000 sq ft	8%
5,001 - 10,000 sq ft	12%
10,001 - 20,000 sq ft	10%
>20,000 sq ft	65%

Total
762,275 sq ft

COVENT GARDEN RENTAL VALUES

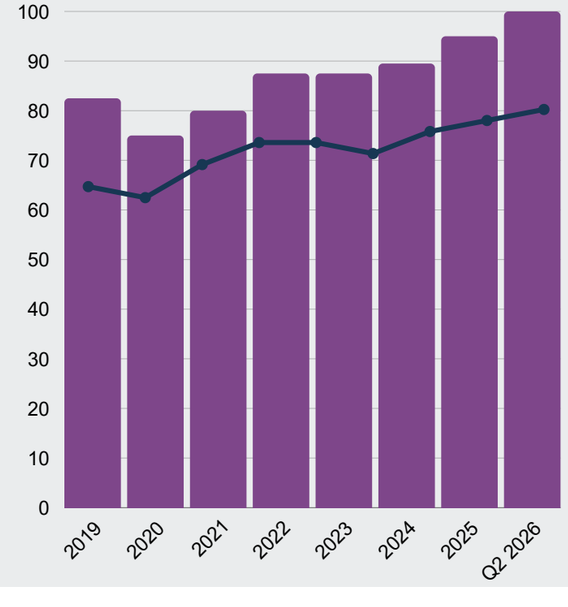

Prime and secondary rents

Prime

Grade B

Serviced office desk rates

	Lowest	Highest
Q2 2026	£349	£1,192
Q1 2026	£179	£1,192
Q4 2025	£160	£1,192
Q3 2025	£91	£1,192
Q2 2025	£100	£850

Covent Garden Rental values

PRIME	Grade B	Grade C
Q2 2026 £100.00	Q2 2026 £82.50	Q2 2026 £70.00
Q1 2026 £100.00	Q1 2026 £80.00	Q1 2026 £67.50
Change 0.0%	Change 3.1% ↗	Change 3.7% ↗

About Sanderson Weatherall

Owned and run by a team of commercial property experts, we are a long-established property consultancy that's a popular alternative to the industry's larger international firms. With a history in property consultancy dating back to 1833, we've adapted and evolved to be one of the leading SMEs in the industry.

A Certified B Corp

We continually work to improve the working lives of our employees, support our local communities, and reduce our impact on the environment. We are proud to be B Corp certified, and part of a business community which shares our vision to redefine what makes good business.

Talented team

We have 235 talented people in our team and some of the most skilled in the industry. People are at the core of our ethos at Sanderson Weatherall, which is the key to our success. We've built a reputation for the care we put into looking after our people and our clients. Our partners get stuck into the day job just as much as the rest of the team.

Delivering excellence

We strive to deliver excellence. Securing ISO 9001, ISO 14001, ISO 45001, ISO 27001, and Cyber Essentials Plus have all been a way for us to demonstrate our high standard of service and deliver our award-winning advice to businesses of all sizes.

Services

Through our team of talented Chartered Surveyors we also offer a full range of owner and occupier property services.

Architecture	Agency	Asset Based Lending Advisory	Asset Advisory & Recovery	Building Consultancy
Business Rates	Lease Consultancy	Property & Asset Management	Sustainability Consultancy	Valuation

Contact

Office Agency

Ross Blanchflower
ross.blanchflower@sw.co.uk

Lois Ellington
lois.ellington@sw.co.uk

Robert Few
robert.few@sw.co.uk

Stuart Fricker
stuart.fricker@sw.co.uk

James Harrison
james.harrison@sw.co.uk

Greg Porter
greg.porter@sw.co.uk

Kerry Sanders
kerry.sanders@sw.co.uk

Investment

Tom Butt
tom.butt@sw.co.uk

Business Development

Pawel Kaminski
pawel.kaminski@sw.co.uk

sw.co.uk

Sanderson Weatherall

Certified B Corporation

Sanderson Weatherall
45 Maddox Street
London
W1S 2PE
020 7629 1088
sw.co.uk